

Nu Skin Enterprises

# Website User Guide

Registration, ADR & Redemption



NU SKIN.  
THE DIFFERENCE DEMONSTRATED™

## Content

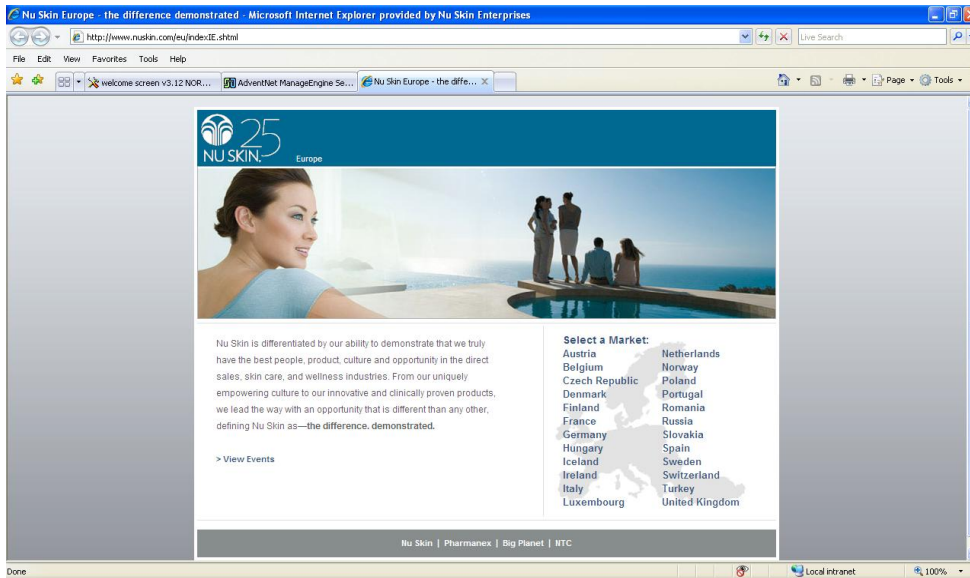
<u>Online registration</u>	<u>Page 3</u>
<u>ADR upon registration</u>	<u>Page 7</u>
<u>ADR registration for registered customers/distributors</u>	<u>Page 11</u>
<u>Point redemption</u>	<u>Page 16</u>

# Nu Skin Website Guide EU



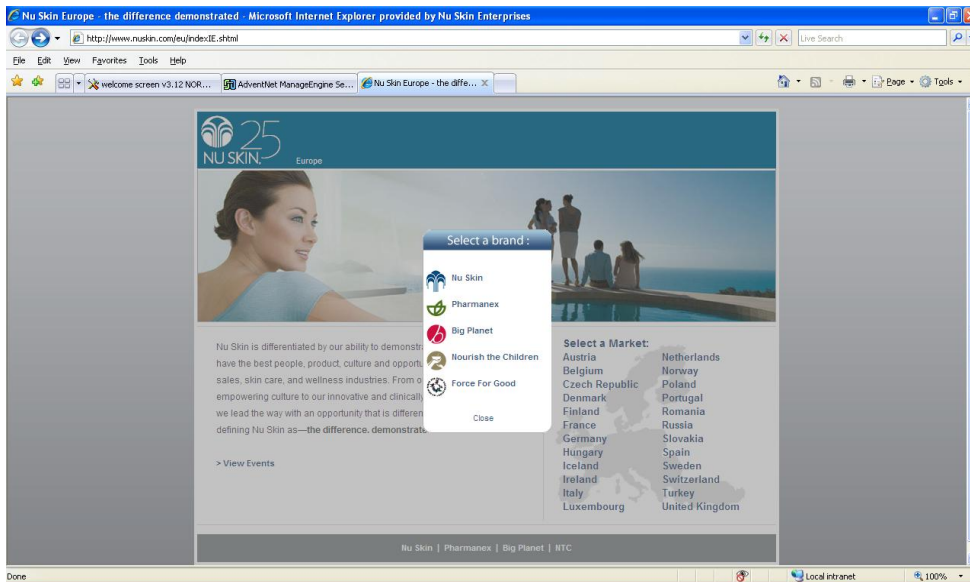
Step 1:

Type [www.nseeurope.com](http://www.nseeurope.com) which takes you to the main page where you can select your market.



Step 2:

Once you have selected the market, you will be prompted to select a Nu Skin brand.

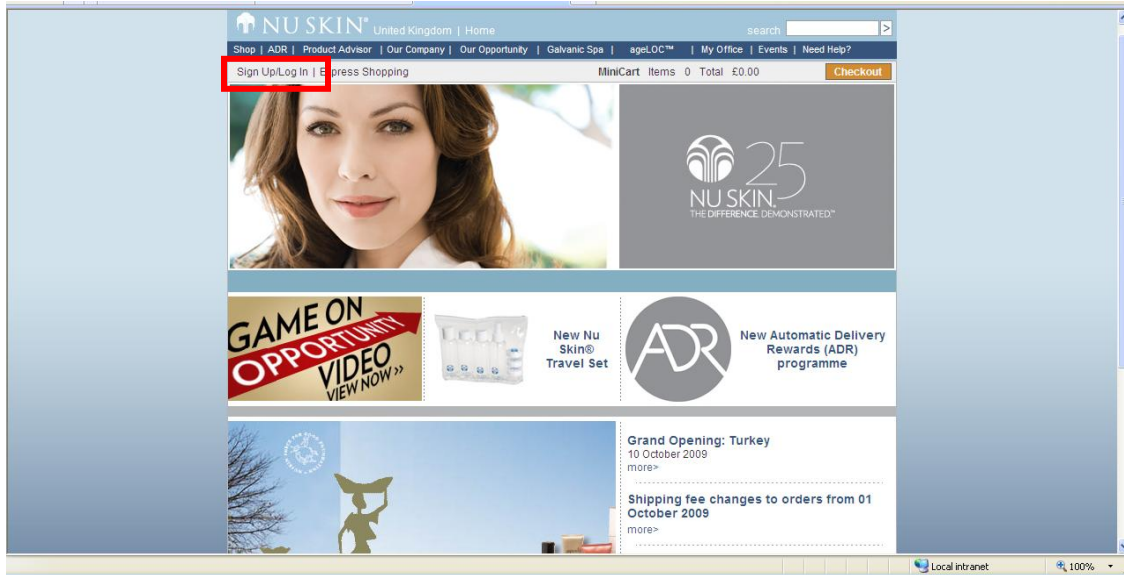


# Nu Skin Website Guide EU



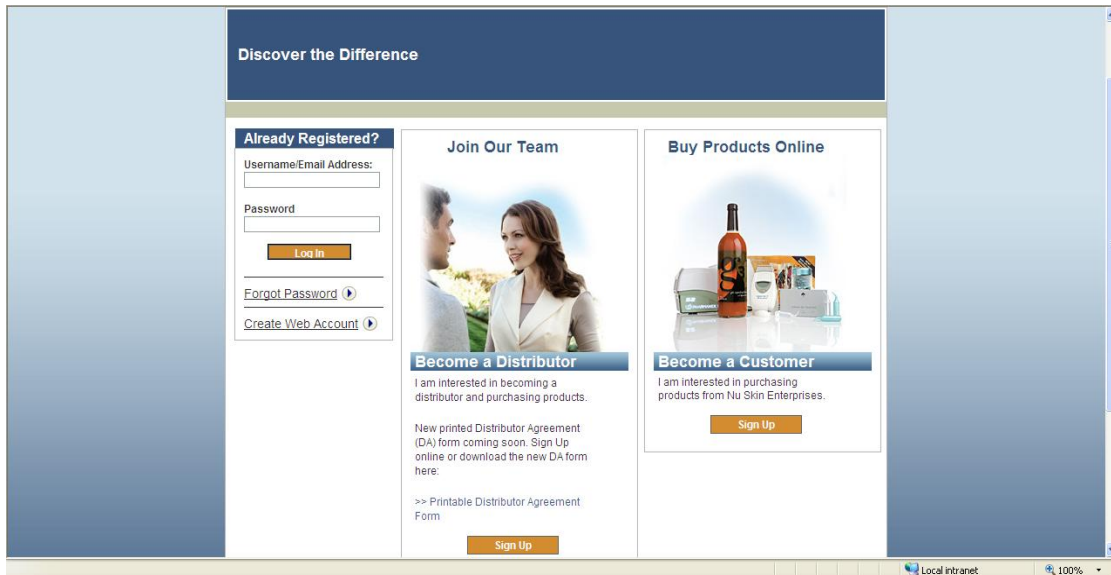
Step 3:

After selecting the desired brand, you will be taken to the markets homepage. Here you can choose the option to register or sign in if you are currently registered with Nu Skin.



Step 4:

Here you have the option of signing in with your username & password, or selecting from the two options. The options are, register as a distributor or register as a retail customer.



# Nu Skin Website Guide EU



## Step 5:

The sign-up process is the same if you select either one, simply follow the process of registering your details. Three points to consider:

You will need a sponsor ID # in order to register.

You must enter a valid & unique e-mail address. This will also be your username for future logins.

It is important that you read the policies & procedures before you continue. Check the box to continue.

The screenshot shows a registration form with two main sections:

- SPONSOR INFORMATION:** A dropdown menu for "Sponsoring Distributor ID".
- CREATE USERNAME AND PASSWORD:** Fields for "Email Address (this will be your username)", "Password (minimum 6 characters)", "Confirm Password", and "Password Hint (Cannot be same as password)".

Below the form is a checkbox labeled "I agree to the terms and conditions of the Policies and Procedures (P&P) and the Sales Compensation Plan (SCP). In addition..." and two buttons: "Cancel" and "Continue".

## Step 6:

Once you continue you are taken to the account verification screen to review the details entered.

The screenshot shows the "Verify Your Account Information" screen. The information displayed is as follows:

Email Address	nutskinuskin@nuskin.com	Sponsor Name	MR. TEST DENMARK
Password Hint	Nu		
Name	Nu Skin		
Date of Birth	January 1, 1985		
Address	Sydhavn Plads 12 København SV, DK, 2450 Denmark		
Daytime Phone Number	0800111111		

At the bottom of the verification window are "Edit" and "Continue" buttons.



Step 7:

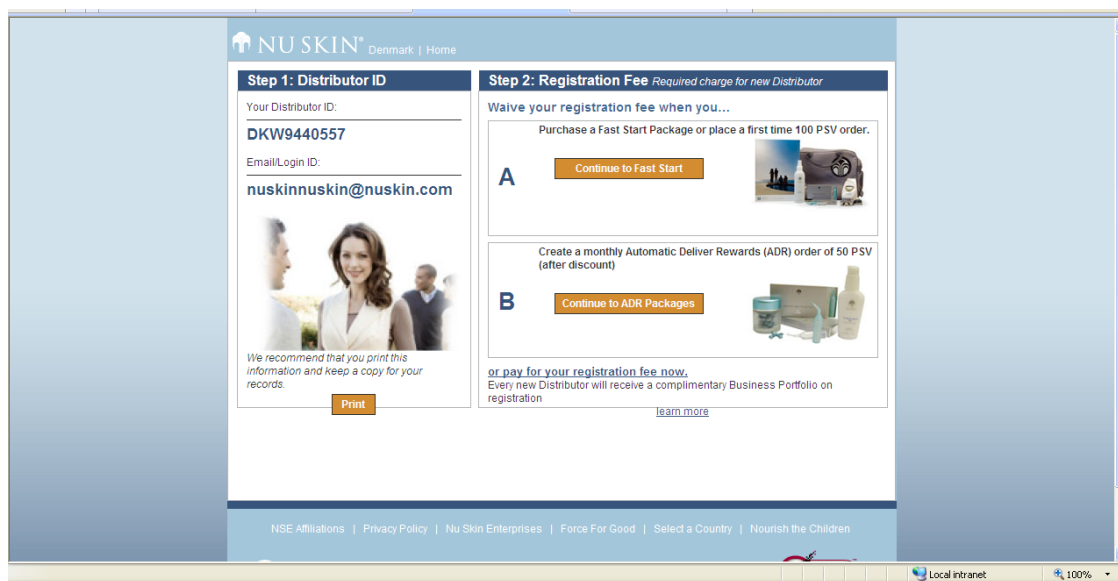
On the left hand side, you have an option to print you account information which is recommended, and you can use for future reference.

The next step gives you three options to chose from:

- Purchase a Fast Start Package or place an order over 100PV (this will waive the registration fee)
- Create a monthly Automatic Delivery over 50PV (this will waive the registration fee)
- Pay for your registration (you can then place an order immediately or at a later date)

If you decide to chose option A, you will be taken to a number of packages that are available in your chosen market. There will also be an option to add items to your cart via a product search bar. Here you can type the name or product code and the add it to your basket. Simply follow the payment flow and submit your order.

When selecting pay for registration, you will be taken to an overview where and you can then add your payment details and submit the information. As a distributor, a free Business portfolio will be sent to you.

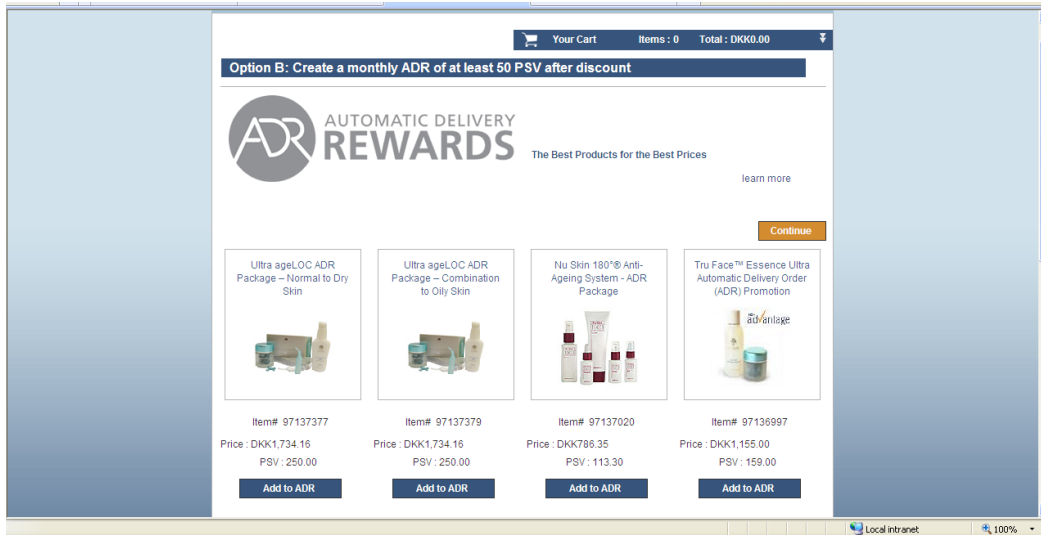


The following steps take you through option B which is the registration of an ADR.

## Registration of ADR

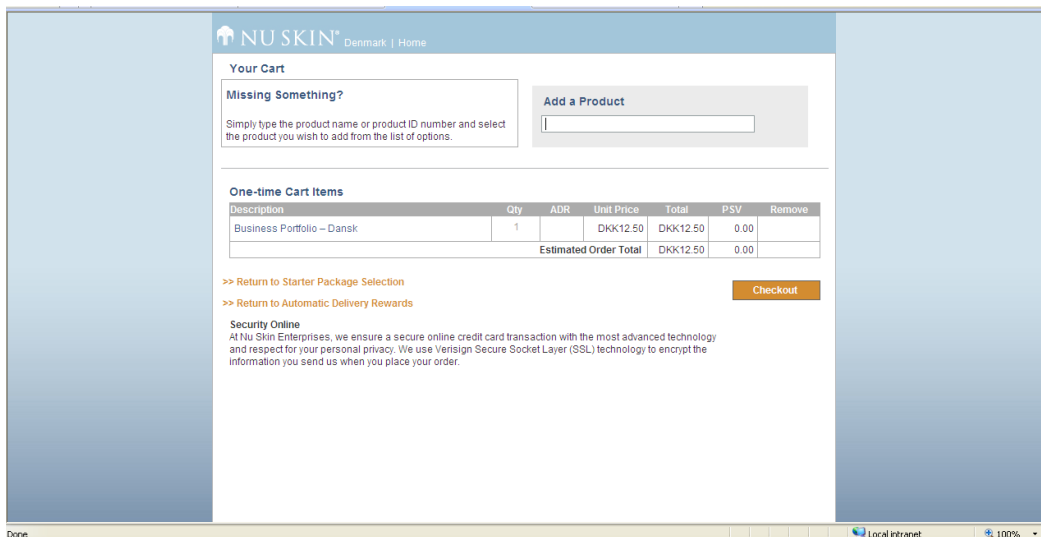
### Step 1:

Upon selection option B you will be taken to a list of starter packages. You can select the one that best suits your needs by clicking add to basket. Alternatively, you can select continue which will take you to the ADR overview screen.



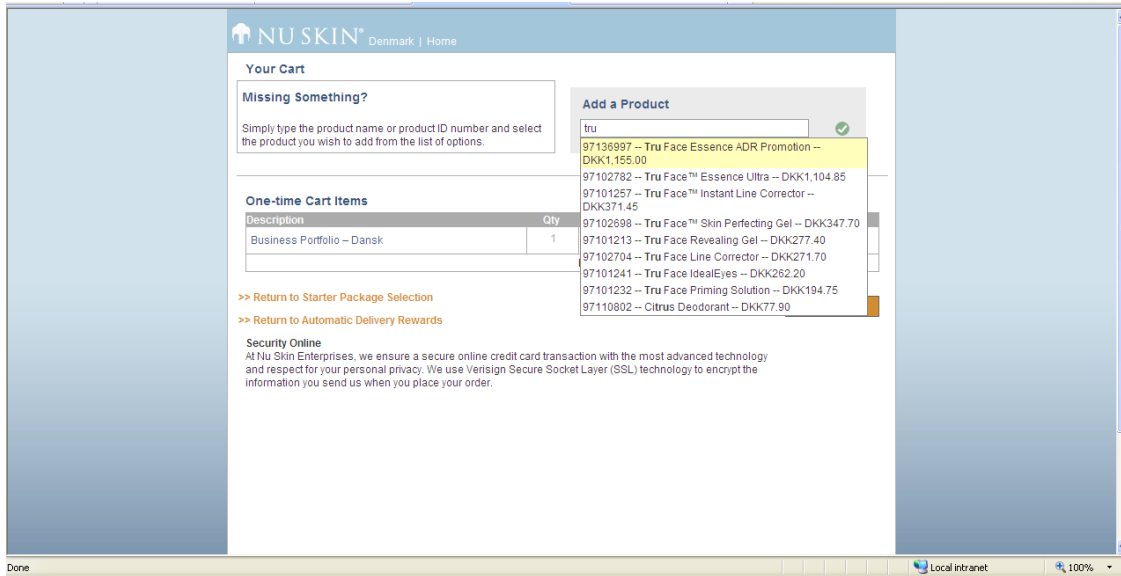
### Step 2:

You will notice a Business Portfolio in your cart which is charged unless you create an order over 50PV.



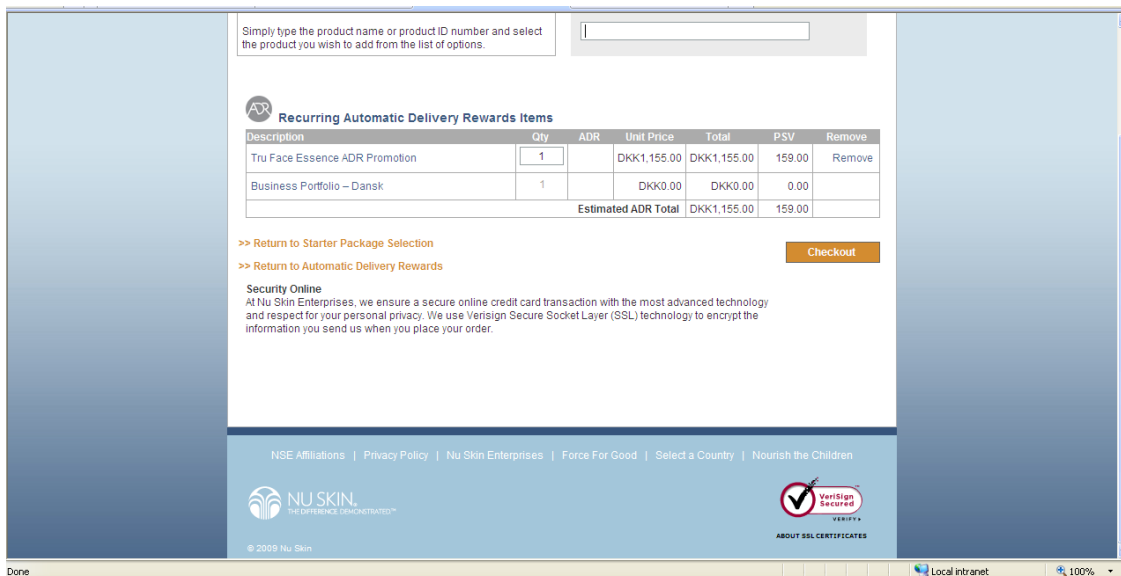
### Step 3:

Here you are able to search and add a product to you ADR by typing the name of the product or the product code which can be found on the price list.



### Step 4:

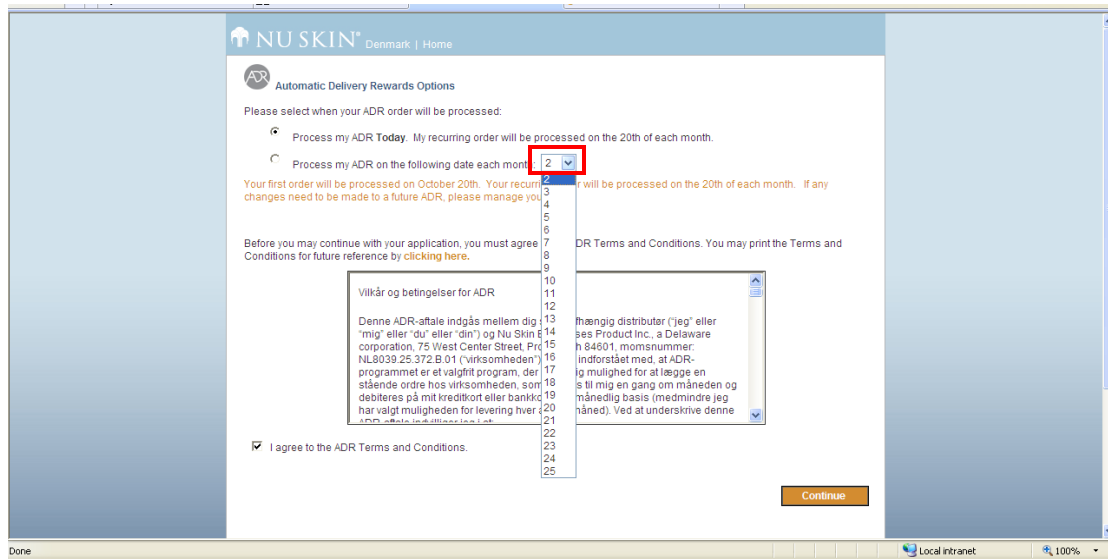
Once you have added a product or products over the value of 50PV, you will notice that the Business Portfolio will automatically set to free of charge. The option to remove the products you have added will also show. Click continue to proceed.



## Step 5:

When you continue, you will be given the option to have your order sent on the day, or you can select a different day from the dropdown menu. If you chose to process your order immediately, the orders will be sent on the same day the following month.

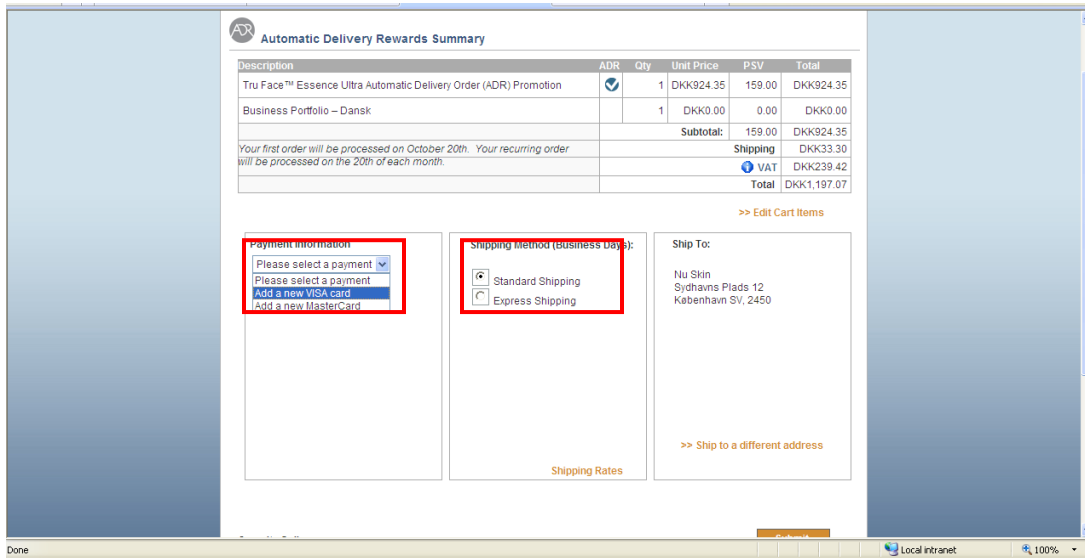
Below, you will find the ADR policies & procedures. Please confirm you have read these by checking the box and then select continue.



## Step 6:

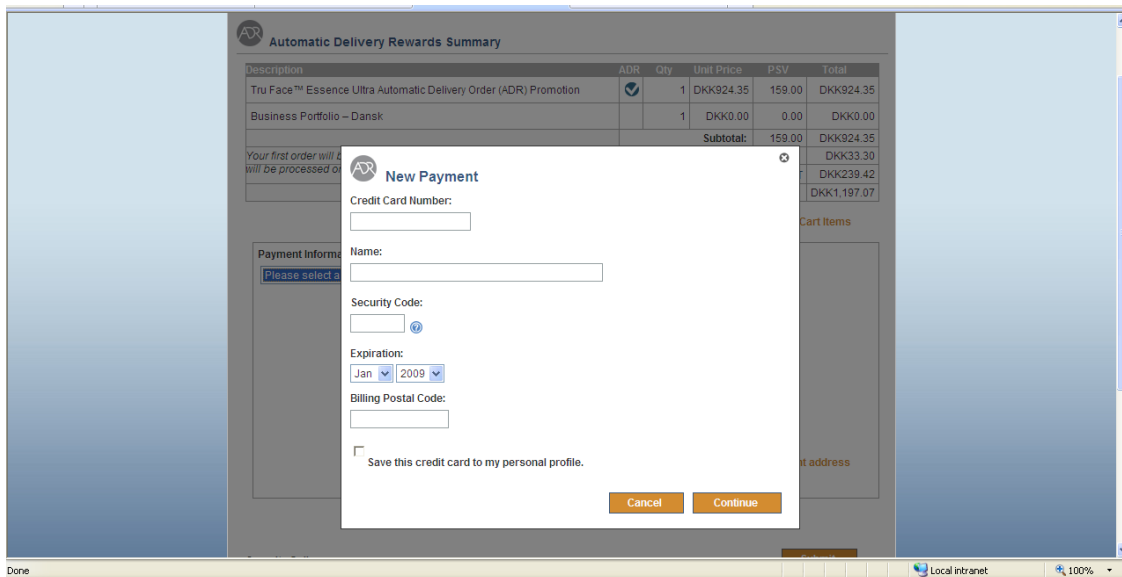
This section gives you a summary of your ADR order with shipping & taxes. At the bottom of this page, you are able to select your payment and shipping method.

# Nu Skin Website Guide EU



Step 7:

Upon selecting your preferred method of payment, you will be prompted to enter your card details. You also have the option to save the card details to your profile for future ADR orders.

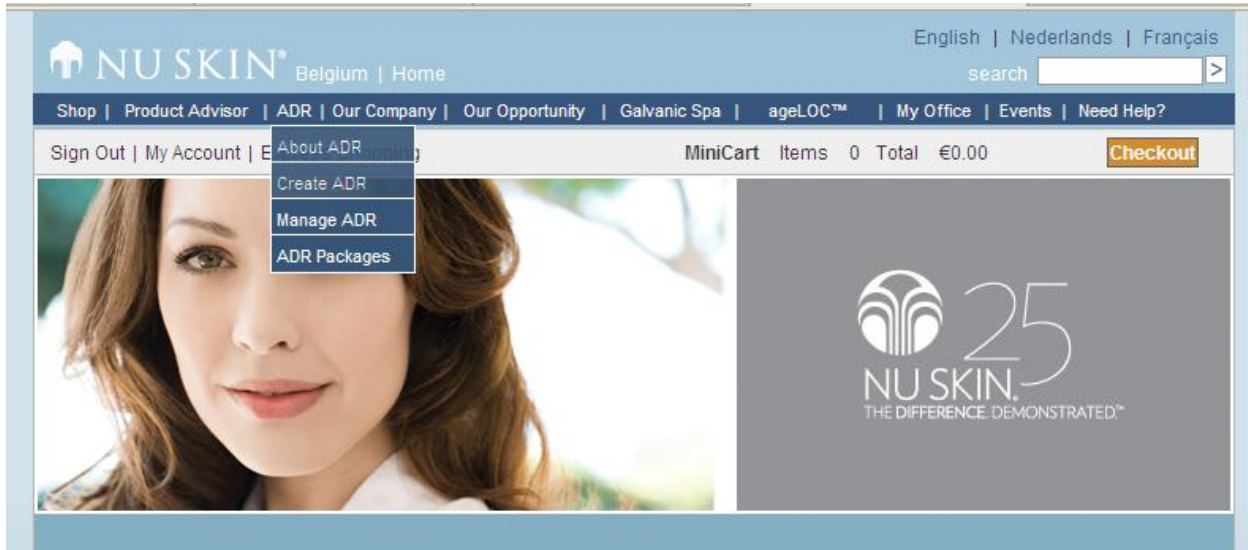


Step 8:

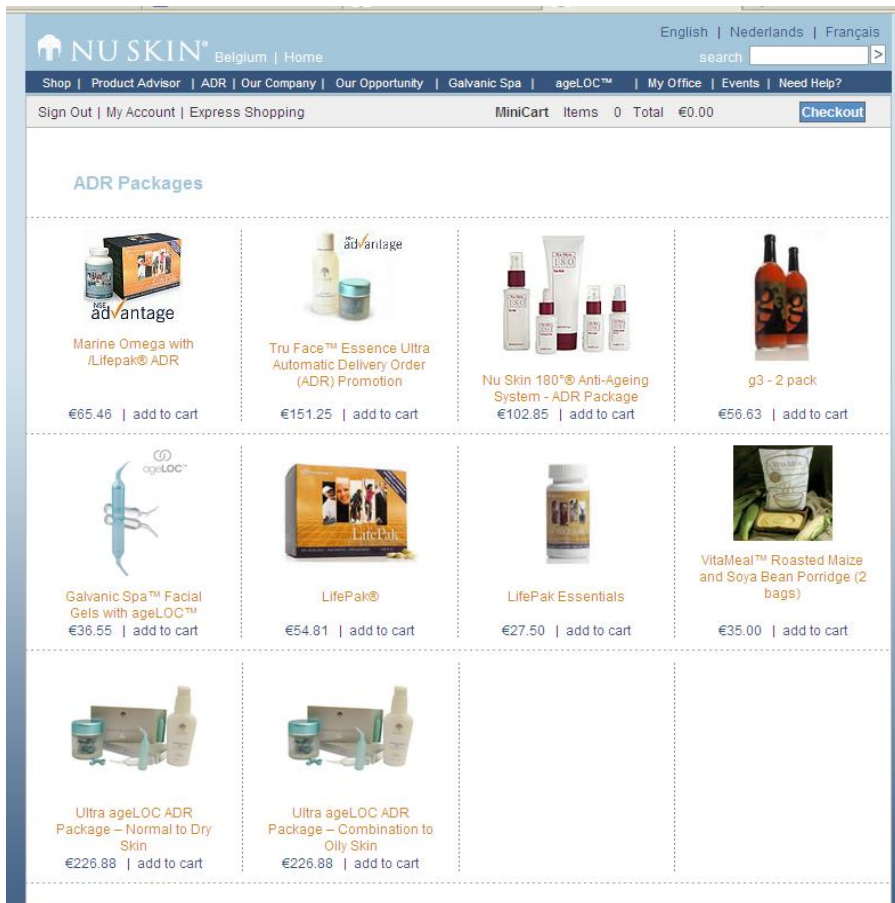
The final step is to submit your recurring order.



## Creating ADRs



To create a new ADR account online, after logging-in, put mouse over “ADR” and choose “Create ADR” from the drop-down list.



This takes you to a screen that offers suggestions on products and packages to add to an ADR. If interested in any of these items, simply click “add to cart” and the product will be added to the ADR shopping cart. Notice that the “Checkout” button in the upper right corner is Blue. When the button is blue it indicates that you are currently managing your ADR. If orange, you are preparing a One-Time only order. Whether or not you add a product from this page, once ready, click the “Checkout” button.

# Nu Skin Website Guide EU



This takes you to the shopping cart.

English | Nederlands | Français

search

Shop | Product Advisor | ADR | Our Company | Our Opportunity | Galvanic Spa | ageLOC™ | My Office | Events | Need Help?

Sign Out | My Account | Express Shopping

### Your Cart

**Missing Something?**

Simply type the product name or product ID number and select the product you wish to add from the list of options.

**Add a Product**

Search by product ID or product name.

**Recurring Automatic Delivery Rewards Items**

Description	Qty	ADR	Unit Price	Total	PSV	Remove
Ultra ageLOC ADR Package - Combination to Oily Skin	1	<input checked="" type="checkbox"/>	€226.88	€226.88	250.00	Remove
<b>Estimated ADR Total</b>				€226.88	250.00	

[Continue](#)

**Security Online**  
At Nu Skin Enterprises, we ensure a secure online credit card transaction with the most advanced technology and respect for your personal privacy. We use Verisign Secure Socket Layer (SSL) technology to encrypt the information you send us when you place your order.

Notice the package that was added from the previous page is now in the cart and there is a checkmark in the “ADR” column. This indicates that this product will be delivered every month. If you uncheck this box the product will be removed from the ADR inquiry and will only be delivered once.

If there are other products you’d like to purchase and you know the name (or SKU number) of the product, the easiest way to add them to your cart is by typing it in the “Add a Product” search box.

English | Nederlands | Français

search

Shop | Product Advisor | ADR | Our Company | Our Opportunity | Galvanic Spa | ageLOC™ | My Office | Events | Need Help?

Sign Out | My Account | Express Shopping

**Automatic Delivery Rewards Options**

Please select when your ADR order will be processed:

Process my ADR Today. My recurring order will be processed on the 14th of each month.

Process my ADR on the following date each month: 15

Your first order will be processed on October 17th. Your recurring order will be processed on the 17th of each month. If any changes need to be made to a future ADR, please manage your ADR.

Before you may continue with your application, you must agree to the ADR Terms and Conditions. You may print the Terms and Conditions for future reference by [clicking here](#).

**VOORWAARDEN AUTOMATIC DELIVERY REWARDS (ADR)**

Deze Automatic Delivery Rewards (ADR) Overeenkomst is van kracht tussen u, als onafhankelijke Distributeur ("ik" of "mij" of "u" of "uw") en Nu Skin Enterprises Product Inc., een bedrijf gevestigd in Delaware, 75 West Center Street, Provo, Utah 84601, BTW-nummer: NL8039.25.372 B.01 ("het Bedrijf"). Ik weet dat het ADR-programma een optioneel programma is dat mij in staat stelt een doortopende bestelling te plaatsen bij het Bedrijf, welke bestelling voor mijn gemak eens per maand aan mij verzonden wordt en steeds maandelijks wordt afgeboekt van mijn creditkaart, spaarrekening of lopende rekening (tenzij ik gekozen heb voor verzending eens per twee maanden). Door deze

I agree to the ADR Terms and Conditions.

[Continue](#)

Once you have all the items in your cart, click the “Continue” button. You will be taken to a screen where you must agree to the terms and conditions of the ADR program. You may also choose a date for when you’d like the ADR order to ship out. After choosing a date, click “Continue” to go to the final confirmation screen.



# Nu Skin Website Guide EU



Shop | Product Advisor | ADR | Our Company | Our Opportunity | Galvanic Spa | ageLOC™ | My Office | Events | Need Help?

Sign Out | My Account | Express Shopping

### Order Summary

**Automatic Delivery Rewards Summary**

Description	ADR	Qty	Unit Price	PSV	Total
Ultra ageLOC ADR Package – Combination to Oily Skin	<input checked="" type="checkbox"/>	1	€187.50	250.00	€187.50
				<b>Subtotal:</b>	250.00 €187.50
				<b>Shipping</b>	€4.50
				<b>VAT</b>	€40.33
				<b>Total</b>	€232.33

*Your first order will be processed on October 17th. Your recurring order will be processed on the 17th of each month.*

[>> Edit Cart Items](#)

**Payment Information**

Visa - Mr Test Belgium - 1111

Security Code:

[>> Use a Different Payment](#)

**Shipping Method (Business Days):**

UPS Standard  
 Express Shipping

[Shipping Rates](#)

**Ship To:**

delgkg  
klkmgfd  
lmkmdgk, 1930

[>> Ship to a different address](#)

I have a promotional/shipping code that I would like to use on this order.

**Security Online**  
At Nu Skin Enterprises, we ensure a secure online credit card transaction with the most advanced technology and respect for your personal privacy. We use Verisign Secure Socket Layer (SSL) technology to encrypt the information you send us when you place your order.

**Submit**

This screen shows the products that will be delivered, the total charge for the order, the date they'll ship, and the credit card that will be charged, the address it will ship to and the shipping method. If everything looks good, click "Submit" to save the ADR inquiry.

This is the confirmation screen. It gives the "ADR Number" or inquiry number as a reference. The ADR is now set up and will ship on the designated date.

English | Nederlands | Français

search

Shop | Product Advisor | ADR | Our Company | Our Opportunity | Galvanic Spa | ageLOC™ | My Office | Events | Need Help?

Sign Out | My Account | Express Shopping

### Automatic Delivery Rewards Complete

**ADR Number: 0097671168**

Description	ADR	Qty	Unit Price	PSV	Total
Ultra ageLOC ADR Package – Combination to Oily Skin	<input checked="" type="checkbox"/>	1	€187.50	250.00	€187.50
				<b>Subtotal:</b>	250.00 €187.50
				<b>Shipping</b>	€4.50
				<b>VAT</b>	€40.33
				<b>Total</b>	€232.33

*Your first order will be processed on October 17th. Your recurring order will be processed on the 17th of each month.*

**Payment Information**

Mr Test Belgium

XXXX XXXX XXXX 1111  
12/09

**Shipping Method (Business Days):**

UPS Standard

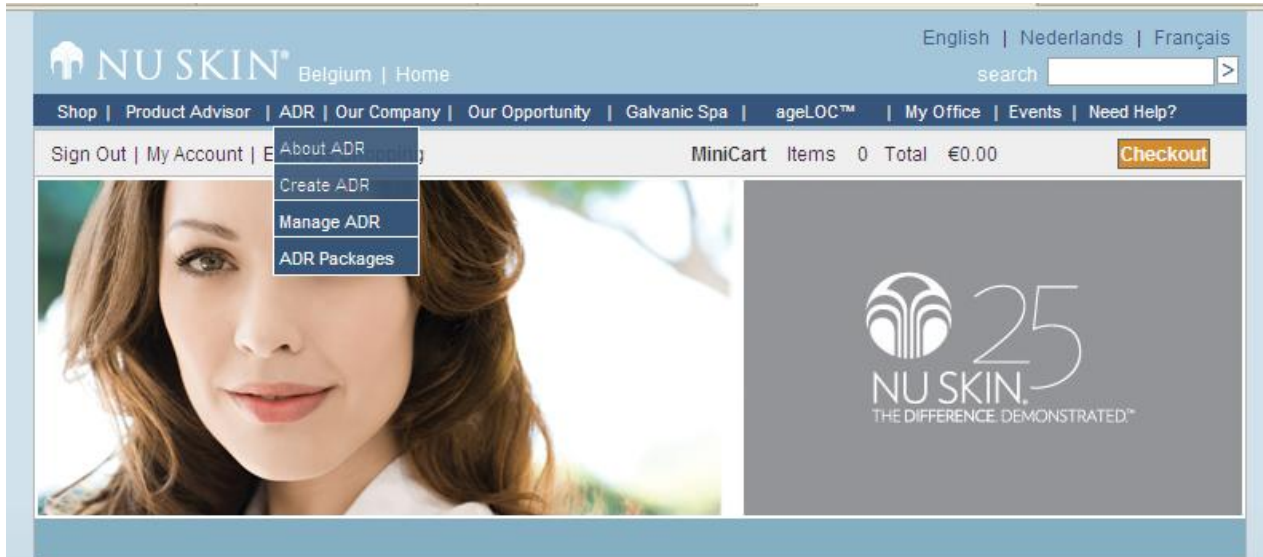
**Ship To:**

delgkg  
klkmgfd  
lmkmdgk, 1930

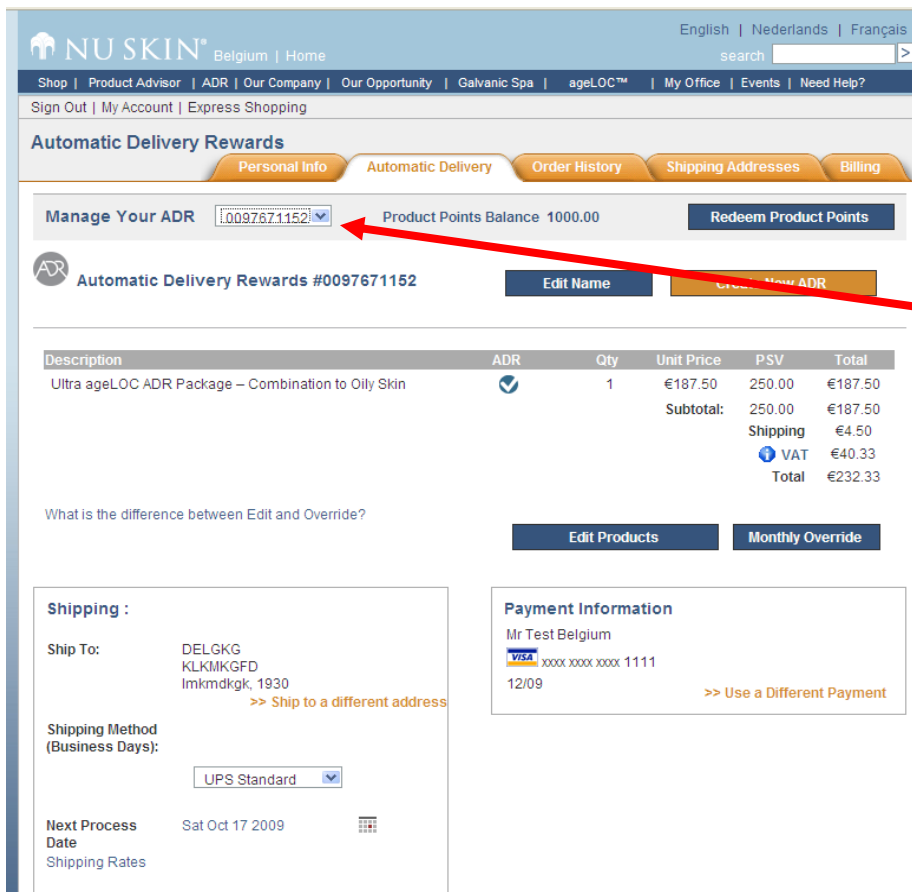
**Print** **Home**



## Website Training – Manage ADR account



To manage an already existing ADR account, after logging-in put mouse over “ADR” and choose “Manage ADR” from the drop-down list.



This screen is the landing page for ADR orders. If an account has more than one ADR account, you can toggle between the different inquiries by selecting from the drop-down list.

If you'd like to change the products that will ship out, click

**Edit Products**

# Nu Skin Website Guide EU



English | Nederlands | Français

search

Shop | Product Advisor | ADR | Our Company | Our Opportunity | Galvanic Spa | ageLOC™ | My Office | Events | Need Help?

Sign Out | My Account | Express Shopping

### Automatic Delivery Rewards

Personal Info Automatic Delivery Order History Shipping Addresses Billing

#### Your Cart

**Missing Something?**

Simply type the product name or product ID number and select the product you wish to add from the list of options.

**Add a Product**

**Recurring Automatic Delivery Rewards Items**

Description	Qty	One Time	Unit Price	Total	PSV	Remove
Ultra ageLOC ADR Package - Combination to Oily Skin	1	<input type="checkbox"/>	€187.50	€187.50	250.00	Remove
NanoCoQ10®	1	<input type="checkbox"/>	€42.63	€42.63	53.60	Remove
<b>Estimated ADR Total</b>				<b>€230.13</b>	<b>303.60</b>	

Cancel Continue

**Security Online**  
At Nu Skin Enterprises, we ensure a secure online credit card transaction with the most advanced technology and respect for your personal privacy. We use Verisign Secure Socket Layer (SSL) technology to encrypt the information you send us when you place your order.

On this screen you can add or remove product from your cart. Again, the easiest way is to use the “Add a Product” search box. Once you’ve added a product to the cart, you may also select the product to ship out only once, if desired. Once you’re done editing your items, click “Continue” and it will take you back to the landing page.

When back at the landing page, a pop-up appears asking if you’d like to continue editing your ADR (i.e. the shipping address, shipping date, Credit Card, etc.). If all you wanted to change was the items in your cart, click “Submit Changes” to save the ADR, otherwise click “Continue Editing”.

If you do make other changes, make sure before signing out that you click **Submit Changes** at the bottom of the screen, otherwise all changes will be lost.

English | Nederlands | Français

search

Shop | Product Advisor | ADR | Our Company | Our Opportunity | Galvanic Spa | ageLOC™ | My Office | Events | Need Help?

Sign Out | My Account | Express Shopping

### Automatic Delivery Rewards

Personal Info Automatic Delivery Order History Shipping Addresses Billing

**Manage Your ADR** 0097671152 Product Points Balance 1000.00 Redeem Product Points

Submit changes for them to take effect.

**Automatic Delivery Rewards #0097671152** Edit Name Create New ADR

Description	ADR	Qty	Unit Price	PSV	Total
Ultra ageLOC ADR Package – Combination to Oily Skin	<input checked="" type="checkbox"/>	1	€187.50	250.00	€187.50
NanoCoQ10®	<input type="checkbox"/>			53.60	€40.22
				303.60	€227.72
				Shipping	€4.50
				VAT	€42.62
				Total	€274.84

What is the difference between... Edit Products Monthly Override

**Changes Have Not Been Saved**  
Changes have been made to your ADR, you must click on Submit Changes at the bottom of the screen before your changes will take effect. Navigating away from this page before Submitting your changes will cause your changes to be lost. Would you like to Submit Changes now or Continue Editing your ADR?  
Continue Editing Submit Changes

**Shipping :**

Ship To: DELGKG  
KLKMKGFD  
Imkmdkgk, 1930  
>> Ship to a different address

Shipping Method (Business Days): UPS Standard

Next Process Date Sat Oct 17 2009

Shipping Rates

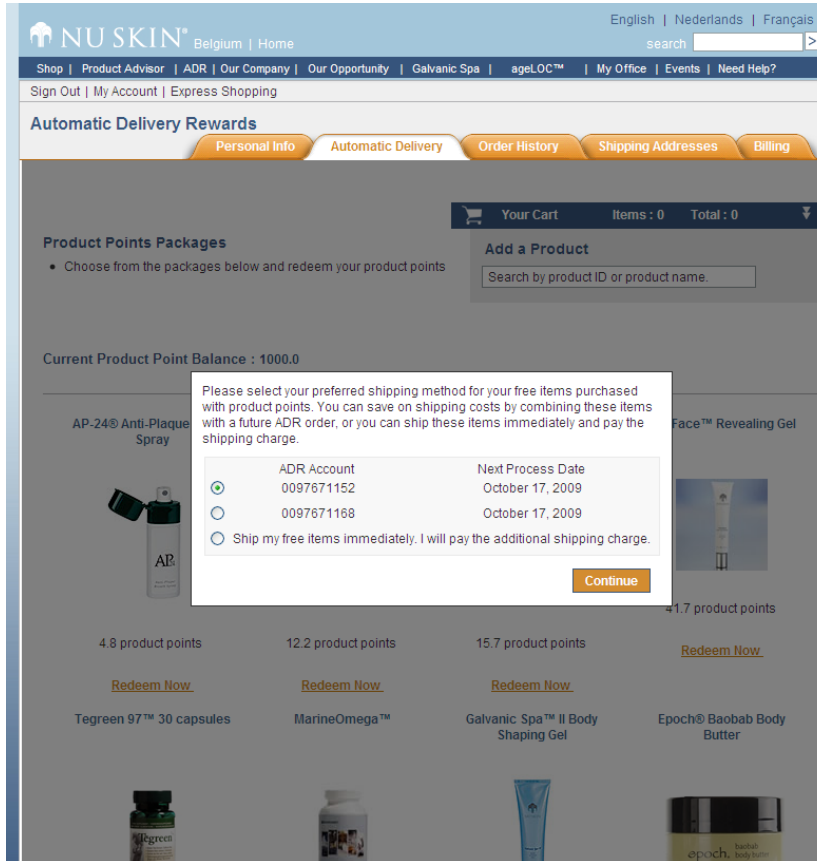
**Payment Information**  
Mr Test Belgium  
WISA XXXX XXXX XXXX 1111  
12/09 >> Use a Different Payment



## Website Training – Redeem ADR points

To use ADR points, go to the ADR landing page and click

**Redeem Product Points**



This takes you to the “Redemption Centre”. First you must choose when you’d like the items redeemed with points to ship. You may either have them ship with an ADR order on its scheduled process date, or have them ship immediately and pay additional shipping charges for the order. After choosing, click continue.

Just like when you created the ADR account, suggestions are given as to what to use points on. You may choose any of these products, or choose any others you’d like by using the Product Search box near the top of the page. After selecting the products you’d like to use points on, they’re added to your cart.

Once ready, click **Next Step** which will take you back to the landing page.

# Nu Skin Website Guide EU



English | Nederlands | Français

search

Shop | Product Advisor | ADR | Our Company | Our Opportunity | Galvanic Spa | ageLOC™ | My Office | Events | Need Help?

Sign Out | My Account | Express Shopping

### Automatic Delivery Rewards

Personal Info | **Automatic Delivery** | Order History | Shipping Addresses | Billing

**Manage Your ADR** 0097671152 Product Points Balance 1000.00 [Redeem Product Points](#)

Submit changes for them to take effect.

**Automatic Delivery Rewards #0097671152** [Edit Name](#) [Create New ADR](#)

Description	ADR	Qty	Unit Price	PSV	Total
Ultra ageLOC ADR Package – Combination to Oily Skin	<input checked="" type="checkbox"/>	1	€187.50	250.00	€187.50
NanoCoQ10®	<input checked="" type="checkbox"/>	1	€40.22	53.60	€40.22
NanoCoQ10®		1	56.4 points	0.00	€0.00
<b>Subtotal:</b>				303.60	€227.72
<b>Shipping</b>					€4.50
<b>VAT</b>				€42.62	€274.84
<b>Total</b>				(56.40 points)	

What is the difference between Edit and Override?

[Edit Products](#) [Monthly Override](#)

**Shipping :**

Ship To: DELGKG  
KLMKMGFD  
lmkmdkgk, 1930  
[>> Ship to a different address](#)

Shipping Method (Business Days):

Next Process Sat Oct 17 2009

**Payment Information**

Mr Test Belgium

xxxxx xxxxx xxxxx 1111  
12/09  
[>> Use a Different Payment](#)

Notice my ADR cart originally had a Nano CoQ10, then I added another with my points. Now I've got two bottles in my cart, one paid with cash, the other with points. If I only want to get one bottle this month, I'll need to click

[Edit Products](#)

and remove the bottle to be paid for so both don't ship.

It is important to remember that when using points on an ADR, you must go into the **Point Redemption Centre** first, add them to your cart, then go back and remove any duplicated items.

After finished making all changes to the ADR, click [Submit Changes](#) at the bottom of the screen to save the changes made.

